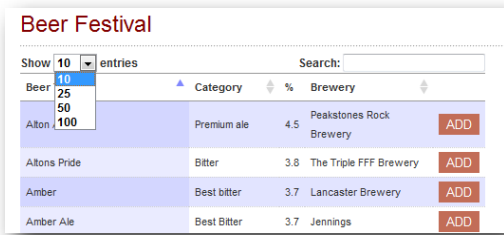


Cyclops Beer

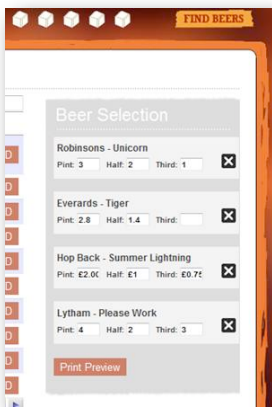
To create your own beer tasting notes in either A5 or A4 size is simple. These can be used in poster frames or more likely, on barrel ends at beer festivals.



First visit www.cyclopsbeer.co.uk/festival

You can find the listed beers by sorting on either Brewery, Beer Name, Category or ABV

You can choose whether you wish to view 10, 25, 50 or 100 beers per page.



First you need to find a beer you wish to feature

You then just hit ADD and your beer will appear on the right hand side of the web page

At this point you can either price it or continue to add more beers

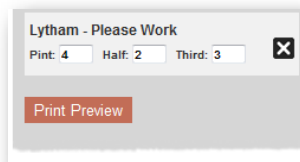
When pricing you can insert a number for "pint, half and/or third" if you don't sell a third of a pint don't worry- just leave this blank

There may be a beer that has not been through the Cyclops system yet. If this is the case then you will find "Add any other beer" at the bottom- you can type in the relevant details here.

Add any other beer

Beer Name	Brewery	ABV	Style
<input type="text"/>	<input type="text"/>	<input type="text"/>	<input type="text"/>
<input type="button" value="ADD"/>			

Once done press "print preview"



You will now see all your beers laid out in the order you added them

At this point you can "Print A5" by hitting the relevant button



OR you can "Download to print A4"

OR you can go back to the beer list and either amend the details or prices of the beers you have added, remove them or add new ones



You can just keep on doing this and it's all FREE